

A Green and Efficient Michael Addition of Indoles to α , β -unsaturated Electron-deficient Compounds and Synthesis of Bis-indolylmethanes Catalyzed by Gallium Dodecyl Sulfate [Ga(DS)₃] in Water

Jing Jiang^{1,*}, Yuan Cai^{2,3,†} and Lixin Tang²

¹Department of Mechanical and Electrical Engineering, TONGLING POLYTECHNIC, Tongling 244000, P.R. China

²Jiangsu Research and Development Center of Chemical Engineering Applying Technology,

Department of Chemical Engineering, Nanjing Polytechnic Institute, Nanjing 210048, P.R. China

³College of Chemical Engineering and State Key Laboratory of Materials-Oriented Chemical Engineering, Nanjing Tech University, Nanjing 210009, P.R. China

Received: November 04, 2016, Accepted: February 10, 2017, Available online: April 20, 2017

Abstract: α , β -unsaturated electron-deficient compounds and bis-indolylmethanes were successfully synthesized by gallium dodecyl sulfate (Ga(DS)₃) catalyzed Michael addition using indoles and α , β -unsaturated ketones (or aldehyde) as reactant, respectively. The samples were characterized by ¹H NMR (400 MHz), HRMS, and Electrothermal Digital Melting-point. The results showed that the α , β -unsaturated electron-deficient compounds and bis-indolylmethanes could be effectively catalyzed by using Ga(DS)₃ to give the corresponding adducts in good to excellent yields in water media.

Keywords: indoles, Michael addition, α , β -unsaturated ketones, Ga(DS)₃

1. INTRODUCTION

Using water as the reaction solvent has attracted much attention in today's organic chemistry. In comparison with the common organic solvent, water is cheaper and safer. And using water instead of some harmful organic solvents can lead to a development of environmentally friendly chemical processes.

Michael additions promoted by Lewis acids is one of the important carbon-carbon bond-forming reaction in organic chemistry. And indole derivatives have received a great amount of attention in recent years due to their high biological activities [1-2]. Among them 3-substituted indoles are important because of their activities and as building blocks for the synthesis of biologically active compounds and natural products [3]. Therefore, it is very important to develop new and convenient synthetic methods for them. Up to date, some methods have been reported, in which the most useful method is using Lewis acid, such as Sm [4], Ga(OTf)₃ [5], I₂ [6], Cu [7], acidic ionic liquid [8-9], Zr(NO₃)₃ [10], Cu(OTf)₂ [11-12], InBr₃ [13], InCl₃ [14], ZrOCl₂ [15], LiBr [16-17] etc as catalyst for

catalyzed the reaction of indoles and α , β -unsaturated carbonyl compounds. But some of these Lewis acids are moisture sensitive and require special care in handling and storage, and some of these examples need a long reaction time and more catalyst has to be used. Moreover, metal triflates are highly expensive. So the development of new reagents with great efficiency, convenient procedures and delivering better yields is of great interest.

In this article, we present the highly efficient Michael addition of indoles to α , β -unsaturated ketones and synthesis of bis-indolylmethanes in water media using gallium dodecyl sulfate [Ga(DS)₃] (Scheme 1) as a new Lewis acid surfactant catalyst (LASC) in water media.

2. EXPERIMENTAL

2.1. Preparation of Ga(DS)₃ from GaCl₃ and sodium dodecyl sulfate

To a stirring solution of sodium dodecyl sulfate (11.51g, 40mmol) in distilled water (300mL) was added a solution of GaCl₃ (1.76g, 10mmol) in water (75mL) at room temperature. A white precipitation appeared immediately and the mixture was stirred

To whom correspondence should be addressed:
Email: *jiangjing19661004@163.com; †yuancai@njtech.edu.cn

for another 30 min. The white solid was separated by filtration and washed with water (50 mL \times 3). The isolated solid product was dried under reduced pressure and Ga(DS)₃ as a white powder was obtained.

2.2. General procedure for preparation of α , β -unsaturated electron-deficient compounds (3a-n)

The indoles (1.0 mmol), α , β -unsaturated ketones (1.2 mmol) and Ga(DS)₃ (10 mol%) were added to water 10 mL. The mixture was stirred at 80°C for the appropriate time (Table 1, monitored by TLC). Ethyl acetate (20 mL) was added to the mixture with stirring. The organic layer was separated and dried over Na₂SO₄. Evaporation of the solvent to give the crude corresponding product. Further purification was performed by column chromatography, eluting with the appropriate solvents to give the Michael adducts in 75% to 91% isolated yield.

2.3. General procedure for preparation of bis-indolylmethanes (6a-h)

In a 20-ml round-bottom flask, a mixture of aldehyde (1 mmol) and indole (2 mmol) was stirred in the presence of Ga(DS)₃ (0.1 mmol) in water (2 ml) at 80°C for the stipulated time (Table 2). After completion of the reaction, the product was extracted with EtOAc (3 \times 10 ml). The organic layer was washed with brine (2 \times 15 ml) and then water (2 \times 10 ml), dried over anhydrous sodium sulfate, and concentrated under reduced pressure to give a crude product. Further purification was performed by column chromatography, eluting with the appropriate solvents to give the bis-indolylmethanes.

2.4. Characterization

Melting points were recorded on an electrothermal digital melting-point apparatus and are uncorrected. ¹H NMR (400 MHz) spectra were recorded on a Varian Mercury MHz spectrometer in CDCl₃ or DMSO-d₆. High-resolution mass spectra (HRMS) were obtained using a GCT-TOF instrument. IR spectra were obtained on a Nicolet FT-IR500 spectrophotometer using KBr pellets.

3. RESULTS AND DISCUSSION

In order to show the good catalytic effect of [Ga(DS)₃] a series of substituted indoles and α , β -unsaturated ketones were used to evaluate the scope of these Michael addition (Scheme 2). The result

Scheme 2. Ga(DS)₃ catalyzed the typical Michael addition reaction

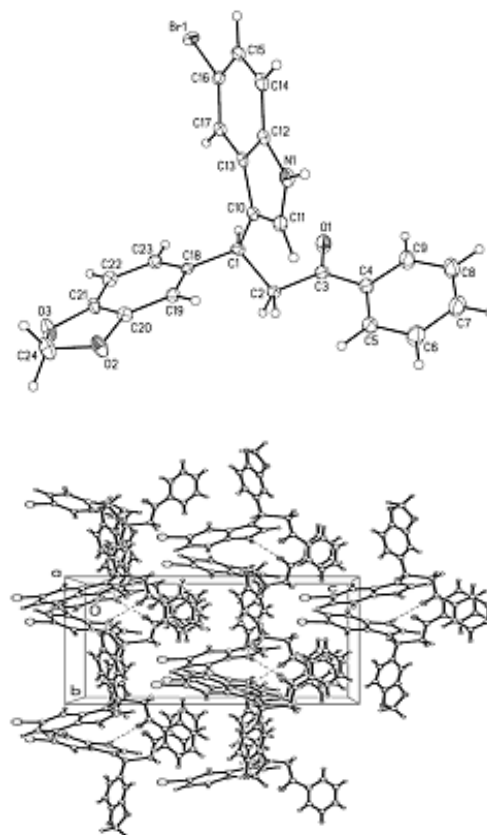
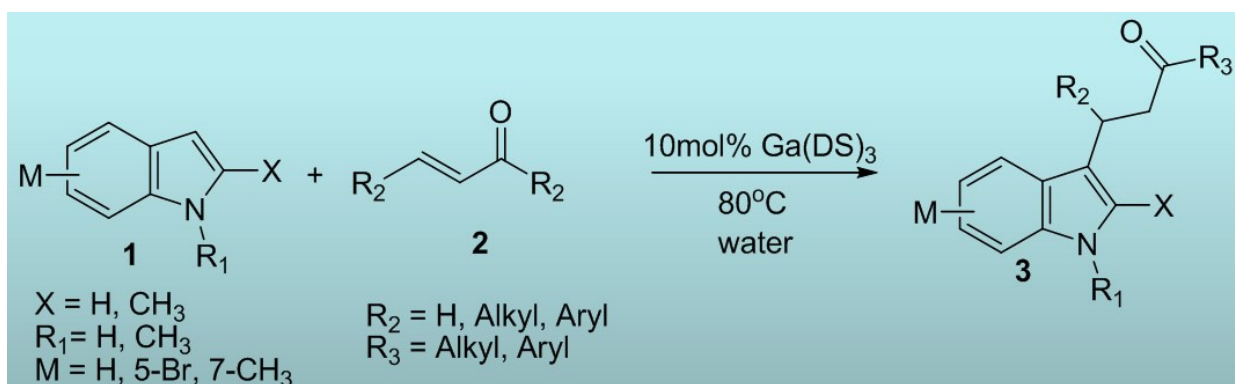


Figure 1. Molecular structure and packing diagram in a unit cell of the compound 3j

are summarized in Table 1. Addition of indole and indole with monosubstitution at 1-, 2-, 5-, or 7-position were studied which

Scheme 1. Chemical structural formula of Ga(DS)₃

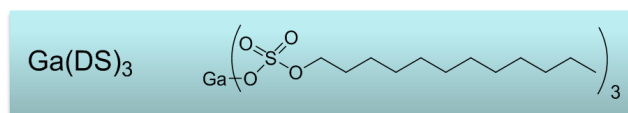


Table 1. Michael addition of indoles to α , β -unsaturated ketones catalyzed by Ga(DS)₃ in water media

Entry	indoles	α , β -unsaturated ketones	Product ^a	t/h	Yield % ^b
1			3a	7	81
2			3b	5	80
3			3c	8	90
4			3d	8	83
5			3e	6	89
6			3f/3g	8	81/19
7			3h	6	90
8			3i	8	87
9			3j	8	90
10			3k	5	79
11			3l	7	82
12			3m	8	91
13			3n	8	90

^aAll compounds were characterized by ¹H NMR and HRMS spectra; ^b Isolated yield

Scheme 3. Ga(DS)₃ catalyzed the typical Michael addition reaction in water media

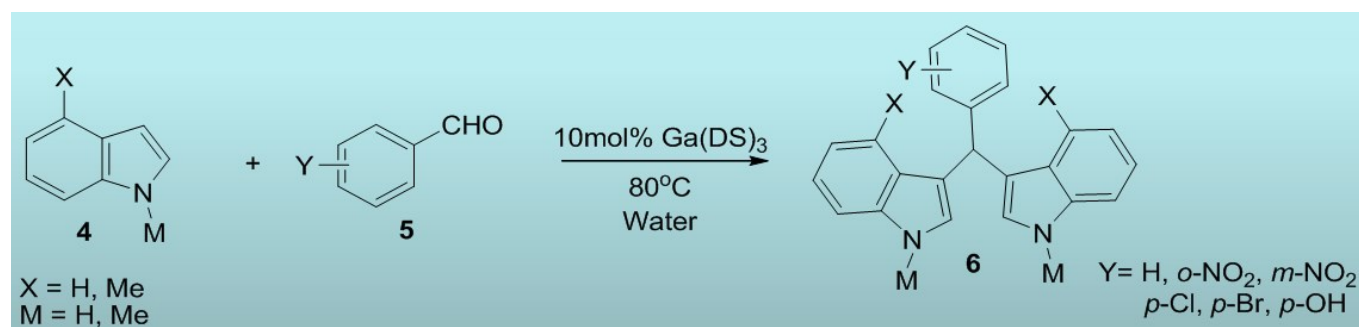

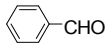
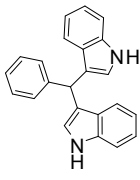

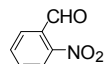
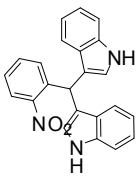

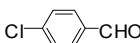
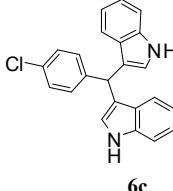

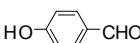
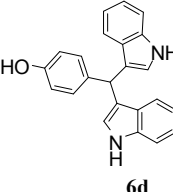

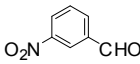
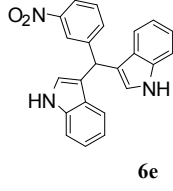

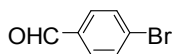
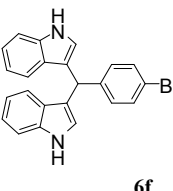

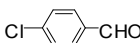
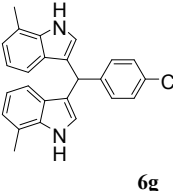

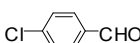
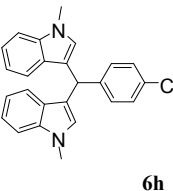


Table 2. Ga(DS)₃ catalyzed synthesis of bis(indol-3-yl)methanes in water media

Entry	Indole	Aldehyde	Product ^a	Time	Yield(%) ^b
1			 6a	3.5 h	89
2			 6b	2.5 h	85
3			 6c	3 h	90
4			 6d	3 h	87
5			 6e	2.5 h	92
6			 6f	2.5 h	83
7			 6g	2.5 h	89
8			 6h	2.5 h	60

^a All compounds were characterized by ¹H NMR and HRMS spectra; ^b Isolated yield

both obtained the desired products in good yields. From the aspect of α , β -unsaturated ketones, but-3-en-2-one, 4-methyl-3-penten-2-one and 1, 4-diaryl- α , β -unsaturated ketones all gave the corresponding adduct with the indoles in good yields (entries 1-5, 7-13). Interestingly, compound (entry 6) have two conjugated double bonds, both monoadduct and diadduct were obtained: the former was major one in a yield (81%). The structure of all the product were characterized by ¹H NMR, ¹³C NMR and HRMS analyses. The structure of 3j was also characterized by X-ray single crystal diffraction (Figure 1).

Bis(indolyl)methanes are found widely distributed in the bioactive metabolites of terrestrial and marine organisms [18]. Some compounds have potent pharmaceutical activities such as tranquilizers [19] or anticarcinogen [20]. The good results above (Table 1) prompted us to explore if Ga(DS)₃ could also catalyze the synthesis of bis-indolylmethanes in water media. Fortunately, we found that only 10mol% Ga(DS)₃ can also efficiently catalyzed this reaction in water media to give exciting results (Scheme 3, Table 2).

4. CONCLUSION

In conclusion, in this study we have introduced a new catalyst Ga(DS)₃, which is a green and effective combined Lewis acid surfactant catalyst for the Michael addition of indoles to structurally diverse α , β -unsaturated ketones and synthesis of bis-indolylmethanes in water media.

Spectral data of products

4-(1H-Indol-3-yl)butan-2-one (3a): M.p. 71-72°C. ¹H NMR (400 MHz, CDCl₃): d 7.98 (s, 1H, NH), 7.60-7.11 (m, 4H, C₆H₄), 6.96 (s, 1H, CH, indole ring), 3.07-3.03 (m, 2H, CH₂), 2.87-2.84 (m, 2H, CH₂), 2.13 (s, 3H, CH₃). ¹³C NMR (100 MHz, CDCl₃): d 19.3, 30.0, 44.1, 111.1, 115.1, 118.6, 119.2, 121.4, 122.0, 127.1, 136.3, 208.8.

4-(1H-Indol-3-yl)-4-methylpentan-2-one (3b): M.p. 70-71°C. ¹H NMR (400 MHz, CDCl₃): δ 8.07 (s, 1H, NH), 7.82-7.11 (m, 4H, ArH), 6.92 (s, 1H, CH, indole ring), 2.96 (s, 2H, CH₂), 1.72 (s, 3H, CH₃), 1.54 (s, 6H, 2 \times CH₃). ¹³C NMR (100 MHz, CDCl₃): δ 29.0, 34.7, 55.3, 111.9, 119.4, 120.8, 120.9, 121.9, 123.8, 125.7, 137.4, 209.8; HRMS: *m/z* (%) calcd. for C₁₄H₁₈NO (M⁺) 216.1388, found 216.1380 (M⁺, 20.08).

3-(Benzo[d][1,3]dioxol-5-yl)-3-(1H-indol-3-yl)-1-phenylpropan-1-one (3c): M.p. 130-131°C. ¹H NMR (400 MHz, CDCl₃): δ 8.01 (s, 1H, NH), 7.94-6.79 (m, 11H, ArH), 6.79 (s, 1H, indole ring), 6.71-6.68 (m, 1H, ArH), 5.85 (m, 2H, CH₂), 4.98 (m, 1H, CH), 3.79-3.63 (m, 2H, CH₂). ¹³C NMR (100 MHz, CDCl₃): δ 38.4, 45.7, 101.3, 108.5, 108.8, 111.6, 119.8, 119.9, 121.2, 121.6, 122.6, 126.9, 128.6, 129.1, 133.6, 137.0, 137.4, 138.7, 148.0, 199.0. HRMS: *m/z* (%) calcd. for C₂₄H₁₉NO₃ (M⁺) 369.1359, found 369.1356 (M⁺ 25.81).

1-(4-Chlorophenyl)-3-(furan-2-yl)-3-(1H-indol-3-yl)propan-1-one (3d): M.p. 61-62°C. ¹H NMR (400MHz, CDCl₃): δ 8.03 (s, 1H, NH), 7.86-7.06 (m, 10H, ArH), 6.26 (s, 1H, CH), 6.06 (s, 1H, CH), 5.11 (m, 1H, CH), 3.86-3.62 (m, 2H, CH₂). ¹³C NMR (100 MHz, CDCl₃): δ 32.4, 43.2, 105.9, 110.5, 111.5, 116.6, 119.5,

119.8, 122.3, 122.4, 126.3, 129.1, 129.8, 135.4, 136.6, 139.7, 141.5, 156.8, 197.3. HRMS: *m/z* (%) calcd. for C₂₁H₁₆NO₂Cl (M⁺) 349.0870, found 349.0842 (M⁺, 94.25).

3-(1H-Indol-3-yl)-3-(4-methoxyphenyl)-1-phenylpropan-1-one (3e): M.p. 124-125°C. ¹H NMR (400 MHz, CDCl₃): δ 7.98 (s, 1H, NH), 7.94-6.99 (m, 11H, ArH), 6.96 (s, 1H, CH, indole ring), 6.81-6.70 (m, 2H, ArH), 5.01 (m, 1H, CH), 3.81-3.66 (m, 5H, CH₂+CH₃). ¹³C NMR (100 MHz, CDCl₃): δ 37.8, 45.8, 55.6, 111.6, 114.2, 119.8, 120.0, 121.7, 122.6, 128.6, 129.0, 129.2, 133.5, 136.7, 137.1, 137.5, 158.4, 198.2. HRMS: *m/z* (%) calcd. for C₂₄H₂₁NO₂ (M⁺) 355.1594, found 355.1580 (M⁺, 43.28).

5-(1H-Indol-3-yl)-1,5-diphenylpent-1-en-3-one (3f): M.p. 160-161°C. ¹H NMR (400 MHz, CDCl₃): δ 8.01 (s, 1H, NH), 7.95-6.79 (m, 14H, ArH), 6.70 (d, 1H, *J* = 8Hz, CH), 5.87-5.85 (m, 2H, CH=CH), 5.00 (m, 1H, CH), 3.79-3.63 (m, 2H, CH₂). ¹³C NMR (100 MHz, CDCl₃): δ 38.4, 45.7, 101.3, 108.6, 108.8, 111.6, 119.8, 119.9, 121.2, 121.6, 122.6, 126.9, 128.6, 129.1, 133.6, 137.0, 137.4, 138.7, 148.0, 199.0. HRMS: *m/z* (%) calcd. for C₂₅H₂₁NO (M⁺) 351.1580, found 351.1579 (M⁺, 19.88).

1,5-Di(1H-indol-3-yl)-1,5-diphenylpentan-3-one (3g): M.p. 60-61°C. ¹H NMR (400 MHz, CDCl₃): δ 7.84 (s, 1H, NH), 7.82 (s, 1H, NH), 7.95-6.99 (m, 18H, ArH), 6.69 (s, 1H, CH, indole ring), 6.64 (s, H, CH, indole ring), 4.78 (m, 2H, 2CH), 3.24-3.02 (m, 4H, 2CH₂). ¹³C NMR (100 MHz, CDCl₃): δ 38.4, 50.1, 111.6, 115.7, 119.1, 119.9, 122.0(2C), 122.5, 126.7, 128.1, 128.2, 128.8, 138.9, 144.3, 231.9. HRMS: *m/z* (%) calcd. for C₃₃H₂₈N₂O (M⁺) 468.2202, found 468.2224 (M⁺, 100).

4-(5-Bromo-1H-indol-3-yl)butan-2-one (3h): M.p. 70-71°C. ¹H NMR (400 MHz, CDCl₃): δ 8.04 (s, 1H, NH), 7.70-7.20 (m, 3H, ArH), 6.96 (s, 1H, CH, indole ring), 3.01-2.96 (m, 2H, CH₂), 2.84-2.79 (m, 2H, CH₂), 2.14 (s, 3H, CH₃). ¹³C NMR (100 MHz, CDCl₃): δ 19.5, 30.6, 44.3, 112.3, 113.1, 115.3, 121.7, 123.3, 125.3, 129.4, 135.3, 209.0.

3-(5-Bromo-1H-indol-3-yl)-1-(4-chlorophenyl)-3-phenylpropan-1-one (3i): M.p. 189-190°C. ¹H NMR (400 MHz, DMSO-*d*₆): δ 8.04 (s, 1H, NH), 7.87-7.19 (m, 12H, ArH), 7.01 (s, 1H, CH, indole ring), 4.97 (m, 1H, CH), 3.77-3.63 (m, 2H, CH₂). ¹³C NMR (100 MHz, DMSO-*d*₆): δ 37.4, 44.4, 111.2, 113.6, 117.9, 121.0, 123.7, 123.8, 126.2, 127.9, 128.4, 128.9, 130.1, 135.1, 135.5, 138.3, 144.9, 197.5. HRMS: *m/z* (%) calcd. for C₂₃H₁₇NOClBr (M⁺) 437.0182, found 437.0180 (M⁺, 9.06).

3-(Benzo[d][1,3]dioxol-5-yl)-3-(5-bromo-1H-indol-3-yl)-1-phenylpropan-1-one (3j): M.p. 160-161°C. ¹H NMR (400 MHz, DMSO-*d*₆): δ 8.04 (s, 1H, NH), 7.93-6.80 (m, 10H, ArH), 6.75 (s, 1H, indole ring), 6.69-6.72 (m, 1H, ArH), 5.88 (m, 2H, CH₂) 4.91 (t, 1H, *J* = 7.2Hz, CH), 3.75-3.59 (m, 2H, CH₂). ¹³C NMR (100 MHz, DMSO-*d*₆): δ 37.1, 44.5, 100.78, 107.93, 108.36, 111.13, 113.51, 118.24, 120.81, 121.06 (2C), 123.6, 128.2, 128.4, 128.8, 133.3, 135.1, 137.0, 139.2, 145.4, 147.2, 198.4. HRMS: *m/z* (%) calcd. for C₂₄H₁₈NO₃Br (M⁺) 447.0470, found 447.0468 (M⁺, 12.24).

4-Methyl-4-(7-methyl-1H-indol-3-yl)pentan-2-one (3k): M.p.

74-75 °C. ¹H NMR (400 MHz, CDCl₃): δ 8.02 (s, 1H, NH), 7.67-6.99 (m, 3H, ArH), 6.92 (s, 1H, CH, indole ring), 2.96 (s, 2H, CH₂), 2.46 (s, 3H, CH₃), 1.72 (s, 3H, CH₃), 1.53 (s, 6H, 2×CH₃). ¹³C NMR (100 MHz, CDCl₃): δ 17.9, 29.3, 32.3, 35.3, 55.9, 119.3, 120.2, 121.1, 121.2, 123.0, 124.8, 125.8, 137.5, 210.6; HRMS: *m/z* (%) calcd. for C₁₅H₁₉NO (M⁺) 229.1467, found 229.1460 (M⁺, 25.07).

4-(7-Methyl-1H-indol-3-yl)butan-2-one (3l): M.p. 102-103 °C. ¹H NMR (400 MHz, CDCl₃): δ 7.88 (s, 1H, NH), 7.46-6.90 (m, 4H), 2.94-2.91 (m, 2H, CH₂), 2.69-2.68 (m, 2H, CH₂), 2.22 (s, 3H, CH₃), 2.10 (s, 3H, CH₃). ¹³C NMR (100 MHz, CDCl₃): δ 17.1, 19.9, 30.6, 44.6, 116.0, 116.8, 119.9, 120.9, 121.6, 122.9, 127.0, 136.3, 209.5.

1-(4-Chlorophenyl)-3-(1-methyl-1H-indol-3-yl)-3-phenylpropan-1-one (3m): M.p. 142-143 °C. ¹H NMR (400 MHz, CDCl₃): δ 7.85-6.99 (m, 13H, ArH), 6.81 (s, 1H, CH, indole ring), 5.03 (t, 1H, J = 7.2 Hz, CH), 3.79-3.66 (m, 5H, CH₂+CH₃). ¹³C NMR (100 MHz, CDCl₃): δ 33.2, 38.6, 45.7, 109.7, 118.0, 119.4, 119.9, 122.2, 126.6, 126.8, 127.3, 128.2, 128.9, 129.3, 129.9, 135.8, 137.7, 139.9, 144.6, 199.8. HRMS: *m/z* (%) calcd. for C₂₄H₂₀ClNO (M⁺) 373.1233, found 373.1227 (M⁺, 31.89).

4-(2-Methyl-1H-indol-3-yl)butan-2-one (3n): oil. ¹H NMR (400 MHz, CDCl₃): δ 7.88 (s, 1H, NH), 7.44-7.06 (m, 4H, ArH), 6.99 (s, 1H, CH, indole ring), 3.07-3.03 (m, 2H, CH₂), 2.87-2.83 (m, 2H, CH₂), 2.48 (s, 3H, CH₃), 2.14 (s, 3H, CH₃). ¹³C NMR (100 MHz, CDCl₃): δ 11.5, 19.8, 41.5, 79.5, 111.4, 114.5, 118.9, 119.9, 121.6, 122.7, 126.1, 127.5, 127.4, 128.9, 136.5, 139.2, 208.5.

3,3'-(phenylmethylene)bis(1H-indole) (6a): m.p. 126-127 °C. ¹H NMR (400 MHz, CDCl₃): *d* 5.88 (s, 1H, CH), 6.54-7.13 (m, 13H, ArH), 7.78 (s, 2H, 2NH); ¹³C NMR (100 MHz, CDCl₃): *d* 40.6, 111.5, 119.6, 120.0, 120.3, 122.3, 124.1, 126.6, 127.4, 128.7, 129.1, 137.0, 144.4. HRMS (EI): calcd for C₂₃H₁₈N₂, 322.1470 [M⁺], found 322.1484.

3,3'-(2-nitrophenyl)methylene)bis(1H-indole) (6b): m.p. 137-140 °C. ¹H NMR (400 MHz, CDCl₃): *d* 6.60 (s, 1H, CH), 6.64 (s, 2H, indole ring), 7.24-7.47 (m, 9H, ArH), 7.88-7.90 (m, 1H, ArH), 8.04 (s, 2H, 2NH). HRMS (EI): calcd for C₂₃H₁₅Br₂N₃O₂, 522.9531 [M⁺], found 522.9539.

3,3'-(4-chlorophenyl)methylene)bis(1H-indole) (6c): m.p. 89-91 °C. ¹H NMR (400 MHz, CDCl₃): δ 5.84 (s, 1H, CH), 6.59 (s, 2H, indole ring), 6.99-7.36 (m, 12H, ArH), 7.87 (s, 2H, 2NH) ¹³C NMR (100 MHz, CDCl₃): δ 40.0, 111.5, 119.6, 119.8, 120.3, 122.5, 124.0, 127.3, 128.89, 130.5, 132.2, 137.1, 143.0.

4-(di(1H-indol-3-yl)methyl)phenol (6d): m.p. 76-78 °C. ¹H NMR (400 MHz, CDCl₃): *d* 4.89 (brs, 1H, -OH), 5.78 (s, 1H, CH), 6.52-7.40 (m, 14H, ArH), 7.73 (s, 2H, 2NH). ¹³C NMR (100 MHz, CDCl₃): δ 39.6, 108.4, 111.4, 115.3, 119.5, 120.1, 122.2, 123.9, 127.3, 136.9, 153.9.

3,3'-(3-nitrophenyl)methylene)bis(1H-indole) (6e): m.p. 85-87 °C. ¹H NMR (400 MHz, CDCl₃): δ 5.99 (s, 1H, CH), 6.63 (s, 2H, indole ring), 7.01-8.21 (m, 12H, ArH). ¹³C NMR (100 MHz,

CDCl₃): δ 39.6, 108.4, 111.5, 115.3, 119.5, 120.2, 120.3, 122.2, 124.0, 127.3, 130.1, 137.0, 154.0.1.

3,3'-(4-bromophenyl)methylene)bis(1H-indole) (6f): m.p. 112-113 °C. ¹H NMR (400 MHz, CDCl₃): *d* 5.82 (s, 1H, CH), 6.56 (s, 2H, indole ring), 6.99-7.03 (m, 2H, ArH), 7.15-7.38 (m, 10H, ArH), 7.82 (s, 2H, 2NH). ¹³C NMR (100 MHz, CDCl₃): *d* 40.0, 111.6, 119.2, 119.7, 120.1, 120.3, 122.4, 124.1, 127.1, 130.8, 131.7, 136.9, 143.4. HRMS: (EI) calcd for C₂₃H₁₇BrN₂, 400.0575 [M⁺], found 400.0589.

3,3'-(4-chlorophenyl)methylene)bis(7-methyl-1H-indole) (6g): m.p. 156-158 °C. ¹H NMR (400 MHz, CDCl₃): *d* 2.25 (s, 6H, 2CH₃), 5.66 (s, 1H, CH), 6.23 (s, 2H, indole ring), 7.07-6.80 (m, 10H, ArH), 7.34 (s, 2H, 2NH). ¹³C NMR (100 MHz, CDCl₃): *d* 16.9, 40.1, 118.0, 119.9, 120.0, 120.7, 123.0, 123.8, 126.8, 128.7, 130.4, 132.0, 136.6, 143.0.

3,3'-(4-chlorophenyl)methylene)bis(1-methyl-1H-indole) (6h): m.p. 185-187 °C. ¹H NMR (400 MHz, CDCl₃): *d* 3.76 (s, 6H, 2CH₃), 6.00 (s, 1H, CH), 6.65 (s, 2H, indole ring), 7.13-7.16 (m, 2H, ArH), 7.32-7.52 (m, 10H, ArH). ¹³C NMR (100 MHz, CDCl₃): *d* 33.0, 39.9, 109.6, 118.1, 119.2, 120.3, 122.0, 127.7, 128.8, 130.5, 132.1, 137.8, 143.5.

5. ACKNOWLEDGEMENTS

This work was financially supported by Project of Constructing symbolic Specialty at University Level in Jiangsu Province (NO. PPZY2015B179), University of Natural Science Foundation in Jiangsu Province (NO.16KJB530006), Scientific Program of Qi Ming Project (NHKY-QMGC-2015-07) and Qing Lan Project of Jiangsu Province.

REFERENCES

- [1] S.O. Bachurin, V.B. Sokolov, A.Yu. Aksinenko, T.A. Epishina, T.V. Goreva, Russ. Chem. B+, 64, 1354 (2015).
- [2] S.R. Anand, K. Vijayakumar, Y. Manjunatha, V.A. Verma, P. Walmik, Indian J. Heterocy. Ch., 20, 321 (2011).
- [3] L.B. Ye, J. Wu, J. B. Yang, W. Q. Chen, Y. Luo, Lat. Am. J. Pharm., 35, 416 (2016).
- [4] A.G. Badamshin, L.V. Spirikhin, R.F. Salikov, V.A. Dokichev, Y.V. Tomilov, Mendeleev Commun., 25, 438 (2015).
- [5] Y. Cai, Y.L. Li, X.Y. Yang, L.F. Jiang, B. Zhang, Optoelectron. Adv. Mat., 9, 1565 (2015).
- [6] K.V. Srinivas, B. Das, Synth., 13, 2091 (2004).
- [7] K. Namitharan, K. Pitchumani, Org. Biomol. Chem., 10, 2937 (2012).
- [8] Zhou H.C., Li X.L., Liu J.L., Peng C., Zhang B., Chem. Pap., 69, 1361 (2015).
- [9] Salminen E., Maki-Arvela P., Virtanen P., Salmi T., Ind. Eng. Chem. Res., 53, 20107 (2014).
- [10] Banik B.K., Reddy A.T., Datta A., Mukhopadhyay C., Tetrahedron Lett., 48, 7392 (2007).
- [11] H.D. Xu, Z.H. Jia, K. Xu, H. Zhou, M.H. Shen, Org. Lett., 17, 66 (2015).

- [12]A.S. Paraskar, G.K. Dewkar, A. Sudalai, *Tetrahedron Lett.*, 44, 3305 (2003).
- [13]N.Y. Fu, Y.F. Yuan, Z. Cao, S.W. Wang, J.T. Wang, C. Peppe, *Tetrahedron.*, 58, 4801 (2002).
- [14]T. Saito, Y. Nishimoto, M. Yasuda, A. Baba, *J. Org. Chem.*, 72, 8588 (2007).
- [15]Ch. S. Reddy, A. Nagaraj, *Heterocycl. Commun.*, 13, 67 (2007).
- [16]H. Salehi, Q.X. Guo, *Synthetic Commun.*, 34, 171 (2004).
- [17]A.S. Suresh, J.S. Sandhu, *Synthetic Commun.*, 38, 3655 (2008).
- [18]P.J. Praveen, P.S. Parameswaran, M.S. Majik, *Synthesis-Stuttgart.*, 47, 1827 (2015).
- [19]S. Imran, M. Taha, N.H. Ismail, *Curr. Med. Chem.*, 22, 4412 (2015).
- [20]H.W. Gong, Z.F. Xie, *Chinese J. Org. Chem.*, 32, 1195 (2012).